

Previsión a corto plazo
































Hoy

28/07/2021














			 °C	 %	 hPa	 km/h	 mm/h	 °C
16 h		Despejado	35.2	18	1011.5	13.7 	0.0	35.2
17 h		Despejado	35.8	17	1011.1	16.3 	0.0	35.8
18 h		Despejado	36.0	15	1010.7	18.6 	0.0	36.0
19 h		Despejado	35.8	15	1010.4	20.3 	0.0	35.8
20 h		Despejado	35.3	15	1010.2	19.9 	0.0	35.3
21 h		Despejado	33.6	17	1010.3	17.5 	0.0	33.6
22 h		Despejado	31.1	22	1010.8	13.8 	0.0	31.1
23 h		Despejado	29.3	26	1011.6	11.8 	0.0	29.3

Mañana







29/07/2021

			 °C	 %	 hPa	 km/h	 mm/h	 °C
0 h		Despejado	27.5	33	1012.2	12.1 ►	0.0	27.5
1 h		Despejado	25.8	39	1012.5	9.7 ▼	0.0	25.8
2 h		Despejado	24.1	45	1012.5	8.6 ▼	0.0	24.1
3 h		Despejado	22.8	49	1012.4	7.5 ▼	0.0	22.8
4 h		Despejado	21.7	52	1012.3	6.7 ▼	0.0	21.7
5 h		Despejado	20.6	55	1012.2	6.0 ▼	0.0	20.6
6 h		Despejado	19.5	58	1012.3	5.8 ▼	0.0	19.5
7 h		Despejado	18.3	61	1012.8	5.9 ▼	0.0	18.3
8 h		Despejado	18.3	61	1013.3	5.5 ▼	0.0	18.3
9 h		Despejado	20.4	55	1013.7	4.7 ►	0.0	20.4
10 h		Despejado	24.2	46	1014.2	4.5 ◀	0.0	24.2
11 h		Despejado	27.1	39	1014.4	5.4 ►	0.0	27.1
12 h		Despejado	29.4	33	1014.4	7.2 ►	0.0	29.4
13 h		Despejado	31.4	29	1014.0	9.6 ►	0.0	31.4
14 h		Despejado	32.8	25	1013.4	12.3 ►	0.0	32.8
15 h		Despejado	33.9	23	1012.9	15.0 ►	0.0	33.9
16 h		Despejado	34.6	21	1012.3	17.4 ►	0.0	34.6
17 h		Despejado	35.0	19	1011.8	19.2 ►	0.0	35.0
18 h		Despejado	34.9	18	1011.6	20.5 ◀	0.0	34.9
19 h		Despejado	34.7	17	1011.3	21.7 ▼	0.0	34.7
20 h		Despejado	34.1	17	1011.1	21.8 ►	0.0	34.1
21 h		Despejado	32.5	20	1011.3	19.9 ▼	0.0	32.5
22 h		Despejado	30.1	26	1011.9	19.1 ◀	0.0	30.1
23 h		Despejado	27.8	33	1012.9	17.6 ►	0.0	27.8

Previsión a largo plazo

			 °C	 %	 hPa	 km/h	 mm/h
Mié		Despejado durante el día.	36.3 / 16.4	36	1012.1	10.4	▶ 0.0
Jue		Despejado durante el día.	35.2 / 17.8	36	1012.7	11.9	▶ 0.0
Vie		Despejado durante el día.	33.8 / 14.8	37	1013.7	14.6	▶ 0.0
Sáb		Despejado durante el día.	30.9 / 14.1	50	1013.3	20.0	▶ 0.0
Dom		Parcialmente nublado durante el día.	30.2 / 14.1	43	1013.1	14.6	▶ 0.0
Lun		Mayormente nublado durante el día.	30.6 / 13.2	45	1011.2	10.9	▶ 0.0
Mar		Despejado durante el día.	32.8 / 14.4	49	1011.3	8.5	▶ 0.0
Mié		Mayormente nublado durante el día.	33.1 / 16.2	50	1012.9	15.0	▶ 0.0












Promedios de estación

	 °C	 %	 hPa	 km/h	 mm/h	 °C
27 Jul	31.7 / 20.2	49.5	1012.9	10.4	0.1	30.9 / 19.8
28 Jul	33.3 / 17.4	55.3	1012.8	5.2	0.0	33.1 / 18.0
29 Jul	34.7 / 18.6	41.6	1012.4	8.0	0.0	33.1 / 17.9
30 Jul	34.5 / 19.9	37.5	1013.4	8.5	0.0	32.4 / 18.7
31 Jul	37.0 / 20.5	33.6	1013.3	5.6	0.0	35.2 / 19.9
1 Ago	35.3 / 20.1	34.1	1014.7	6.6	0.0	33.1 / 19.9
2 Ago	34.4 / 16.5	43.1	1015.3	7.3	0.0	32.6 / 15.4
3 Ago	34.6 / 18.1	43.2	1014.0	8.7	0.0	32.6 / 17.0
4 Ago	35.5 / 18.5	48.8	1013.4	7.1	0.0	34.6 / 18.9

Extremos de la estación

	 °C	 %	 hPa	 km/h	 km/h	 mm/h	 °C
27 Jul	37.8 2020	89.3 2019	1015.5 2019	23.0 2020	45.0 2020	0.2 2019	37.4 2020
	15.4 2019	19.3 2020	1010.3 2021	-	-	-	12.5 2019
28 Jul	36.4 2020	87.0 2019	1015.4 2020	13.0 2020	25.7 2019	0.0 2019, 2020, 2021	36.7 2020
	15.2 2019	26.0 2020	1009.7 2019	-	-	-	15.7 2019
29 Jul	39.7 2020	66.0 2020	1015.3 2019	17.6 2020	35.4 2019	0.0 2019, 2020	40.0 2020
	15.6 2019	18.8 2020	1008.6 2020	-	-	-	12.9 2019
30 Jul	37.8 2020	71.0 2019	1017.7 2019	17.5 2020	32.2 2019, 2020	0.0 2019, 2020	36.8 2020
	13.5 2019	14.0 2019	1010.0 2020	-	-	-	12.3 2019
31 Jul	39.7 2020	56.5 2020	1015.5 2020	17.9 2019	35.4 2019	0.0 2019, 2020	39.1 2020
	16.8 2019	11.4 2020	1009.6 2019	-	-	-	15.0 2019
1 Ago	37.3 2020	58.2 2019	1018.4 2020	16.5 2020	32.2 2019	0.0 2019, 2020	35.9 2020
	18.5 2019	13.1 2020	1011.6 2019	-	-	-	18.6 2019
2 Ago	35.3 2020	83.0 2019	1017.5 2020	16.2 2020	32.2 2020	0.0 2019, 2020	33.6 2020
	14.5 2019	18.0 2019	1012.9 2019	-	-	-	14.1 2019
3 Ago	35.7 2019	71.5 2019	1016.0 2020	19.0 2020	35.3 2020	0.0 2019, 2020	34.3 2019
	17.3 2019	16.0 2019	1011.5 2020	-	-	-	14.6 2020
4 Ago	37.2 2020	86.0 2019	1015.9 2019	18.3 2019	35.4 2019	0.0 2019, 2020	36.9 2020
	17.4 2019	21.5 2019	1009.8 2020	-	-	-	17.6 2019

Almanac

					
28 Jul	7:25	21:42	857 min	583 min	
29 Jul	7:26	21:41	855 min	585 min	
30 Jul	7:27	21:40	853 min	587 min	
31 Jul	7:28	21:39	851 min	589 min	
1 Ago	7:29	21:38	849 min	591 min	
2 Ago	7:29	21:37	848 min	592 min	
3 Ago	7:30	21:36	846 min	594 min	
4 Ago	7:31	21:35	844 min	596 min	